



Groupe
Group
SUPERTOURISME
SUPERTOURING

FICHE D'HOMOLOGATION CONFORME A L'ANNEXE J DU CODE SPORTIF INTERNATIONAL
HOMOLOGATION FORM IN ACCORDANCE WITH APPENDIX J OF THE INTERNATIONAL SPORTING CODE

Homologation valable à partir du
Homologation valid as from

01 AVR. 1996

A) Voiture vue de 3/4 avant
Car seen from 3/4 front



B) Voiture vue de 3/4 arrière
Car seen from 3/4 rear



1. GENERALITES / GENERAL

101. Constructeur
Manufacturer AUDI AG

102. Dénomination(s) commerciale(s) - Modèle et type
Commercial name(s) - Model and type Audi A4 (Mj. 96)

104. Mode de construction : a) Mode :

séparée	monocoque
separate	unitary construction

b) Matériau du châssis / coque
Material of chassis / bodyshell Stahlblech, Kunststoff / steelplate, plastics

105. Nombre de volumes
Number of volumes 3

106. Nombre de places
Number of places 5

Q FISA - FC - 1994 - 048.01.FB.11.94


FEDERATION INTERNATIONALE
DE L' AUTOMOBILE

8, place de la Concorde, 75008 Paris

Services Administratifs :

8 bis, rue Boissy d'Anglas, 75008 Paris

A9) Coque vue de 3/4 avant, sans portes, capots, etc.
Bodyshell seen from 3/4 front without doors, lids, etc.



A10) Coque vue de 3/4 arrière, sans portes, capots, etc.
Bodywork seen from 3/4 rear without doors, lids, etc.



2. DIMENSIONS, POIDS / DIMENSIONS, WEIGHT

202. Longueur hors-tout 4 479 mm +/- 1 %
Overall length

203. Largeur hors-tout 1 737 mm +/- 1 %
Overall width

Endroit de mesure Vordertür, Nähe B-Säule / front door, near B-pillar
Where measured

204. Largeur de carrosserie Width of bodywork

a) A la hauteur de l'axe avant At front axle	1 732	mm +/- 1 %
b) A la hauteur de l'axe arrière At rear axle	1 712	mm +/- 1 %

206. Empattement 2 617 mm +/- 1 %
Wheelbase

209. Porte-à-faux Overhang

a) Avant Front	897	mm +/- 1 %	b) Arrière Rear	965	mm +/- 1 %
-------------------	-----	------------	--------------------	-----	------------

210. Distance "G" (volant - paroi de séparation arrière) 1 604 mm
Distance "G" (steering wheel - rear bulkhead)

4. CIRCUIT DE CARBURANT / FUEL CIRCUIT

401. Réservoir : Fuel tank : b) Emplacement Location unter Fahrzeugboden: unter Kofferraum und über Hinterachse /
under the floor: under luggage compartment and above rear axl

6. TRANSMISSION / POWER TRAIN

601. Roues motrices : Driven wheels : avant front

oui	<input checked="" type="checkbox"/>
yes	<input checked="" type="checkbox"/>

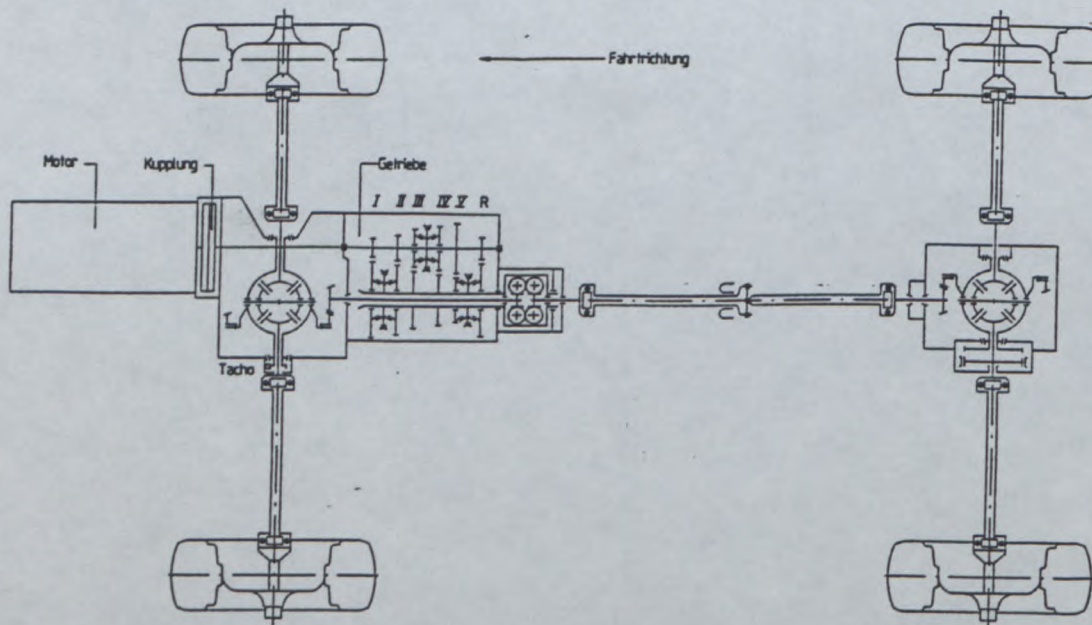
 arrière rear

oui	<input type="checkbox"/>	non	<input type="checkbox"/>
yes	<input type="checkbox"/>	no	<input type="checkbox"/>

603. Boîte de vitesses : Gearbox : a1) Emplacement dans l'empattement Location in wheelbase

moitié avant	moitié-arrière
front half	rear half

XII) CHAÎNE CINÉMATIQUE (4 roues motrices) / KINEMATIC TRAIN (4 wheel drive) :



Q FISA - FC - 1994 - 048.01.FB.11.94

FEDERATION INTERNATIONALE
DE L'AUTOMOBILE

8, place de la Concorde, 75008 Paris

Services Administratifs :

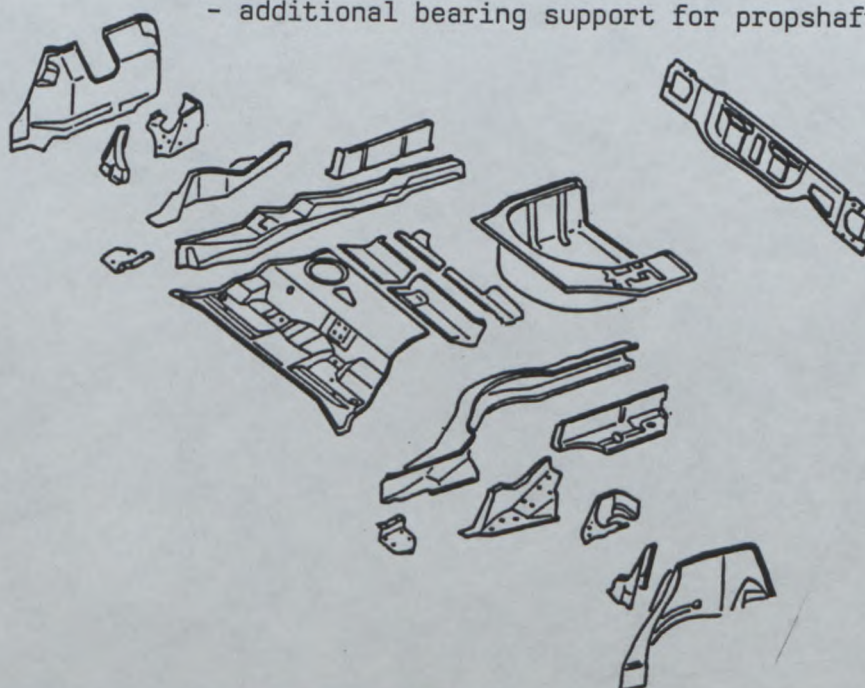
8 bis, rue Boissy d'Anglas 75008 Paris

Modifications nécessaires pour passer d'une version 2 roues motrices (au moins 2500 exemplaires) à une version 4 roues motrices (au moins 2500 exemplaires) / Modifications necessary in order to go from a 2-wheel drive version (at least 2500 cars) to a 4-wheel drive version (at least 2500 cars)

- Art. 206: wheelbase: 2607 mm \pm 1 %
 Art. 209 b): overhang rear: 975 mm \pm 1 %
 Art. 401 b): fuel tank location: under the floor:
 under luggage compartment, in front and above rear axle
 Art. 601: driven wheels: front: yes rear: yes
 Art. 701 a): type of suspension rear: twin wishbone suspension
 Photo U:



- Art. 9 bodywork: - different rear body platform and side member because of different mountings of rear suspension, cross member and differential
 - additional bearing support for propshaft



FEDERATION INTERNATIONALE
DE L'AUTOMOBILE

8, place de la Concorde, 75008 Paris

Services Administratifs :

8 bis, rue Boissy d'Anglas, 75008 Paris

Marque
Make

Audi

Modèle
Model

Audi A4 (Mj. 96)

ST 28

7. SUSPENSION / SUSPENSION


701. Généralités General	Avant / Front	Arrière / Rear
a) Type de suspension Type of suspension	Vierlenkerachse / four link front suspension	Verbundlenkerachse / torsion beam axle
702. Ressorts hélicoïdaux Helicoïdal springs	<input checked="" type="checkbox"/> oui <input checked="" type="checkbox"/> yes	<input checked="" type="checkbox"/> non <input checked="" type="checkbox"/> no
703. Ressorts à lames Leaf springs	<input checked="" type="checkbox"/> oui <input checked="" type="checkbox"/> yes	<input checked="" type="checkbox"/> non <input checked="" type="checkbox"/> no
704. Barres de torsion Torsion bars	<input checked="" type="checkbox"/> oui <input checked="" type="checkbox"/> yes	<input checked="" type="checkbox"/> non <input checked="" type="checkbox"/> no

705. Autre type de suspension : *Voir description sur fiche additionnelle*
Other type of suspension : *See description on additional form*


707. Amortisseurs :
Shock absorbers :

	Avant / Front	Arrière / Rear
a) Nombre par roue Number per wheel	<u>1</u>	<u>1</u>

T) Train avant complet déposé
Complete dismantled front axle



U) Train arrière complet déposé
Complete dismantled rear axle



8. TRAIN ROULANT / RUNNING GEAR

804. Direction :
Steering :

a) Type
Type

	Avant / Front	Arrière / Rear
a) Type Type	Zahnstangenlenkung / rack and pinion steering	./.

FEDERATION INTERNATIONALE
DE L'AUTOMOBILE

8, place de la Concorde, 75008 Paris
Services Administratifs :
8 bis, rue Boissy d'Anglas, 75008 Paris

9. CARROSSERIE / BODYWORK

X) Tableau de bord
 Dashboard



902. Extérieur :
 Exterior :

a) Nombre de portes 4
 Number of doors _____

b) Hayon
 Tailgate

oui	non
yes	no

c) Matériau des portières
 Door material

Avant / Front	Arrière / Rear
* * <u>Stahl, Alu / steel, alu</u>	* * <u>Stahl, Alu / steel, alu</u>

d) Matériau du capot avant Stahlblech/steelplate
 Front bonnet material

e) Matériau du capot arrière / hayon Stahlblech/steelplate
 Rear bonnet / tailgate material

f) Matériau de la carrosserie Stahlblech, Kunststoff: EMPP / steelplate, plastics: EMPP
 Bodywork material

h) Matériau de lunette arrière Sicherheitsglas /
 Rear window material safety glass

i) Matériau des glaces de custode Sicherheitsglas /
 Rear quarter window material safety glass

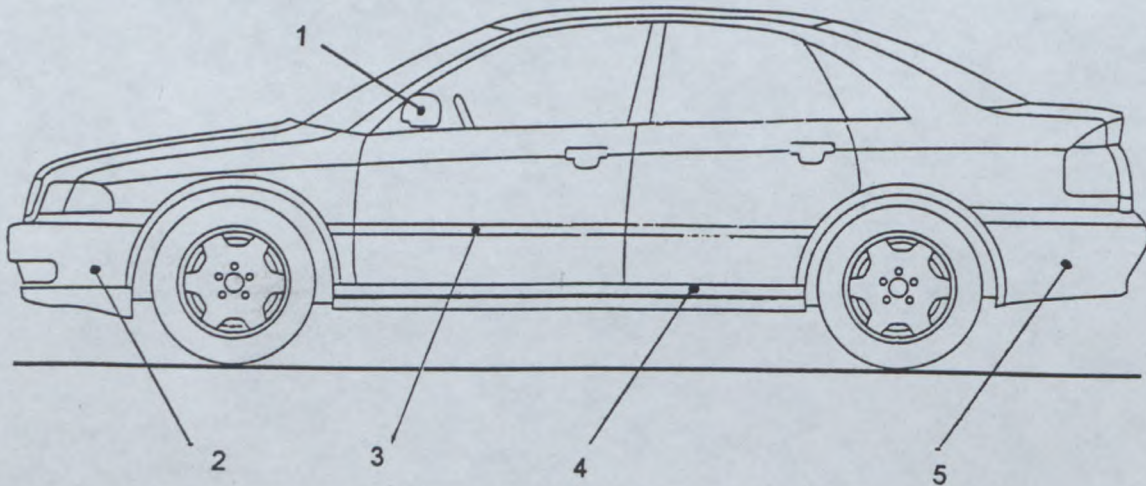
k) Matériau des vitres latérales
 Side window material

Avant / Front	Arrière / Rear
<u>Sicherheitsglas /</u> <u>safety glass</u>	<u>Sicherheitsglas /</u> <u>safety glass</u>
<u>Aluminium, Kunststoff: EMPP</u> <u>aluminium, plastics: EMPP</u>	<u>Aluminium, Kunststoff: EMPP</u> <u>aluminium, plastics: EMPP</u>

l) Matériau du pare-choc
 Material of bumper

* for window and internal frames

XIII) PARTIES DE CARROSSERIE SYNTHETIQUES / SYNTHETIC PARTS OF THE BODY :



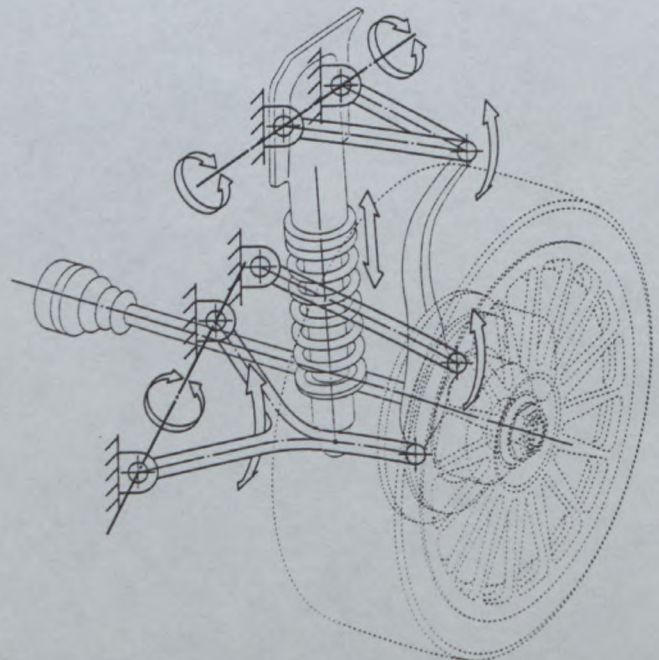
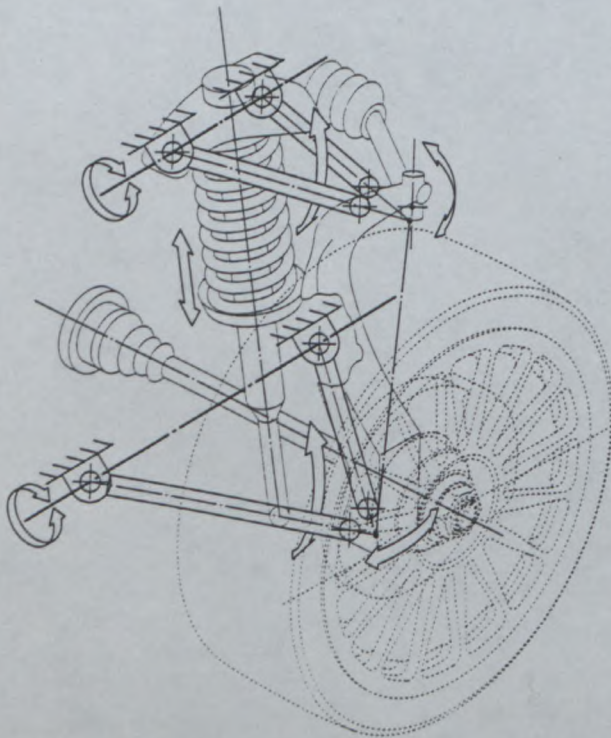
- 1 Außenspiegel / mirrors
- 2 Stoßfänger vorn / front bumper
- 3 Zierleisten / moldings

- 4 Schwellerabdeckung / cover of sill
- 5 Stoßfänger hinten / rear bumper

INFORMATIONS COMPLEMENTAIRES / COMPLEMENTARY INFORMATION :

art. 7: drawing of front suspension:

drawing of rear suspension



© FISA - FC - 1994 - 040.01.FB.11.94

FEDERATION INTERNATIONALE
DE L'AUTOMOBILE

8, place de la Concorde, 75008 Paris

Services Administratifs :

8 bis, rue Boissy d'Anglas, 75008 Paris



Groupes
Group

~~A/B/N/T~~

Supertourisme
Supertouring

Extension No

CERTIFICAT DE DIMENSIONS INTERIEURES
CERTIFICATE FOR INTERIOR DIMENSIONS

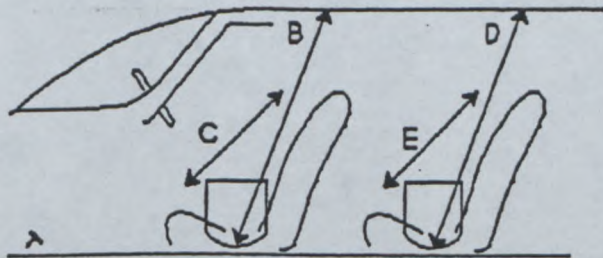
Véhicule: Constructeur
Vehicle: Manufactureur

AUDI AG

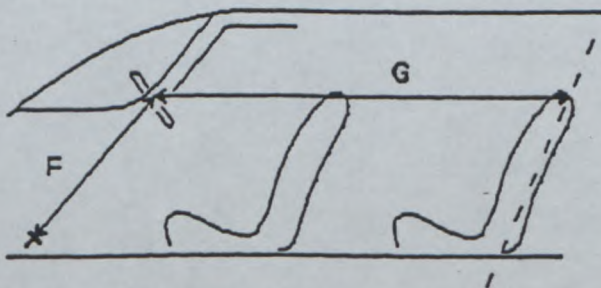
Modèle et type
Model and type

Audi A4 (Mj. 96)

Dimensions intérieures comme définies par le Règlement d'Homologation
Interior dimensions as defined by the Homologation Regulations



	(Hauteur sur sièges avant)	<u>958</u>	mm
B	(Height above front seats)		
	(Largeur aux sièges avant)	<u>1 431</u>	mm
C	(Width at front seats)		
	(Hauteur sur sièges arrière)	<u>928</u>	mm
D	(Height above rear seats)		
	(Largeur aux sièges arrière)	<u>1 402</u>	mm
E	(Width at rear seats)		




	(Volant - Pédale de frein)	<u>675</u>	mm
F	(Steering wheel - Brake pedal)		
	(Volant - paroi de séparation arrière)	<u>1 604</u>	mm
G	(Steering wheel - rear bulkhead)		
H	= F + G =	<u>2 279</u>	mm

M.F.M. - 1999 - 00001/01/01/01




FEDERATION INTERNATIONALE DE L'AUTOMOBILE

Homologation N°



Extension N°



VO

FICHE D'EXTENSION D'HOMOLOGATION POUR DISPOSITIFS AERODYNAMIQUES EN SUPERTOURISME
HOMOLOGATION EXTENSION FORM FOR AERODYNAMIC DEVICES IN SUPER TOURING

Homologation valable à partir du
Homologation valid as from

01 AVR. 1996

Véhicule : Constructeur
Vehicle: Manufacturer AUDI AG

Modèle et type
Model and type Audi A4 (Mj. 96)

A) Voiture vue de 3/4 avant
Car seen from 3/4 front



B) Voiture vue de 3/4 arrière
Car seen from 3/4 rear



9. CARROSSERIE / BODYWORK

XVI) DISPOSITIF AVANT DEPOSE ET VU DE FACE AVEC DIMENSIONS DES OUVERTURES :
DISMOUNTED FRONT DEVICE SEEN FROM FRONT WITH DIMENSIONS OF OPENINGS:



openings see drawing A

B

C

D

FEDERATION INTERNATIONALE DE L'AUTOMOBILE

8, place de la Concorde, 75008 Paris

Services Administratifs :

8 bis, rue Boissy d'Anglas, 75008 Paris

Marque
Make

Audi

Modèle
Model

Audi A4 (Mj. 96)


Homologation N°

ST 28

Extension N°

01/01V0

XVIII) DISPOSITIF AVANT DEPOSE ET VU DE COTE AVEC DIMENSIONS DES OUVERTURES :
DISMOUNTED FRONT DEVICE IN SIDE VIEW WITH DIMENSIONS OF OPENINGS:



openings see drawing E

XXIII) DISPOSITIF AVANT EN PLACE ET VU DE FACE :
MOUNTED FRONT DEVICE SEEN FROM FRONT:



XXIV) DISPOSITIF AVANT EN PLACE ET VU DE COTE :
MOUNTED FRONT DEVICE IN SIDE VIEW:



FEDERATION INTERNATIONALE
DE L'AUTOMOBILE

8, place de la Concorde, 75008 Paris

Services Administratifs :

8 bis, rue Boissy d'Anglas, 75008 Paris

Marque
Make

Audi

Modèle
Model

Audi A4 (Mj. 96)

Homologation N°

ST 28

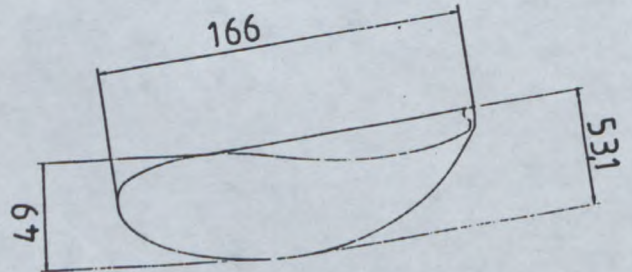
Extension N°

01/01V0

XVII) DISPOSITIF ARRIERE EN PLACE
ET VU DE COTE :
MOUNTED REAR DEVICE IN SIDE VIEW:




XIX) SECTION DU DISPOSITIF ARRIERE AU
NIVEAU DE L'AXE LONGITUDINAL DE LA
VOITURE :
SECTION OF REAR DEVICE AT CAR'S
CENTERLINE LEVEL:



XX) DISPOSITIF ARRIERE EN PLACE ET VU DE DESSUS :
MOUNTED REAR DEVICE SEEN FROM ABOVE:



XXI) DISPOSITIF ARRIERE DEPOSE ET
VU DE COTE :
DISMOUNTED REAR DEVICE IN SIDE VIEW:



FEDERATION INTERNATIONALE
DE L'AUTOMOBILE

8, place de la Concorde, 75008 Paris
Services Administratifs :

8 bis, rue Boissy d'Anglas, 75008 Paris

Marque / Make Audi


Modèle / Model Audi A4 (Mj. 96)

Homologation N°
ST 28

Extension N°
01/01V0

XXII) DISPOSITIF ARRIERE DEPOSE ET VU DE DESSUS :
DISMOUNTED REAR DEVICE SEEN FROM ABOVE:

tolerances $\pm 1\%$

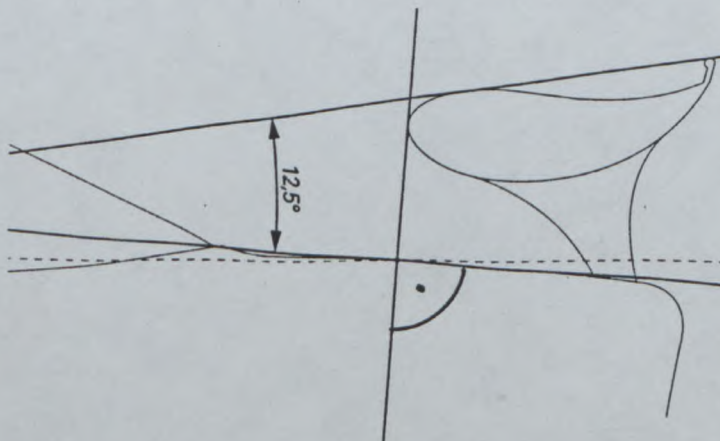


902. Extérieur : p) Angle entre dispositif arrière et carrosserie $12,5^\circ \pm 1^\circ$
Exterior: Angle between rear device and bodywork



INFORMATIONS COMPLEMENTAIRES / COMPLEMENTARY INFORMATION :

902. p) Angle between rear device and bodywork is measured in position shown on this drawing



FEDERATION INTERNATIONALE
DE L'AUTOMOBILE

8, place de la Concorde, 75008 Paris

Services Administratifs :

8 bis, rue Boissy d'Anglas, 75008 Paris

Marque
Make

Audi

Modèle
Model

Audi A4 (Mj. 96)

Homologation No

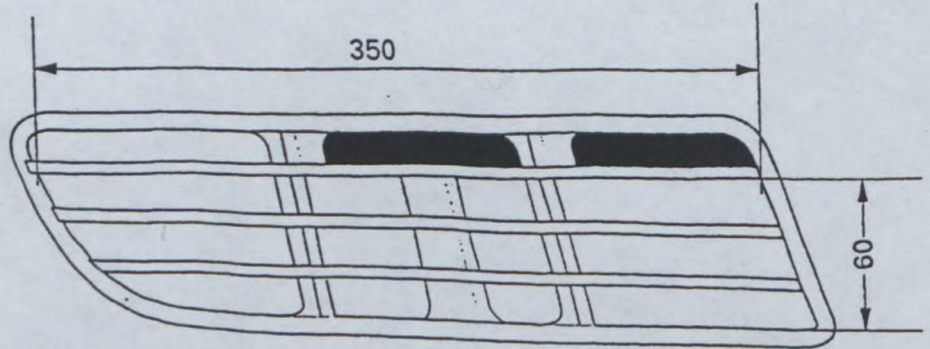
ST 28

Extension No

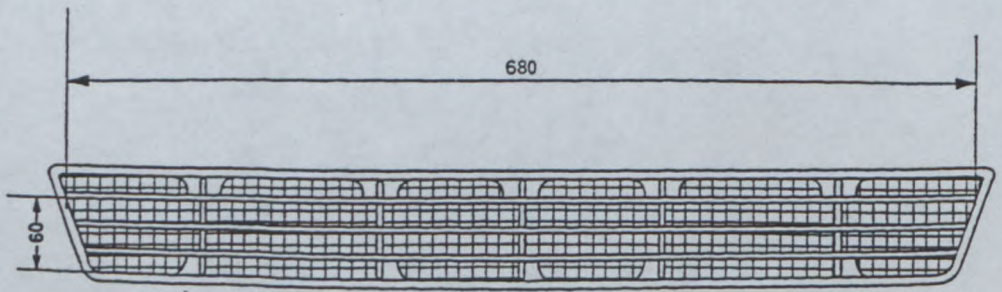
01/01 VO

Page ou ext. Page or ext.	Article Article	Description Description
------------------------------	--------------------	----------------------------

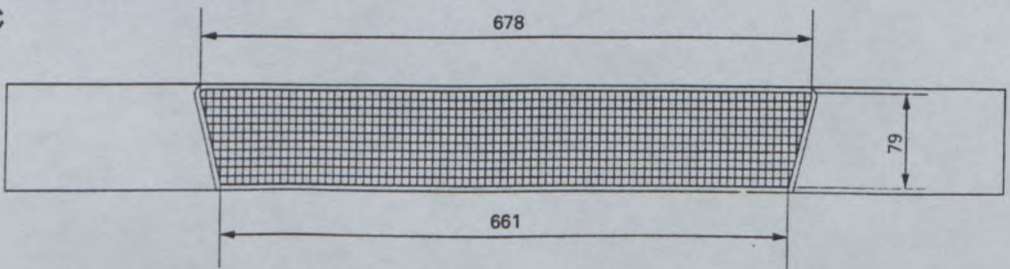
drawing A




drawing B



drawing C



drawing D



FEDERATION INTERNATIONALE
DE L'AUTOMOBILE

8, place de la Concorde, 75008 Paris
Services Administratifs :
8 bis, rue Boissy d'Anglas, 75008 Paris

Q HA - FC - 1990 - 010.04.FB.11.94

Marque
Make

Audi

Modèle
Model

Audi A4 (Mj. 96)

Homologation No

ST 28

Extension No

01/01V0

Page ou ext.
Page or ext.

Article
Article

Description
Description

drawing E

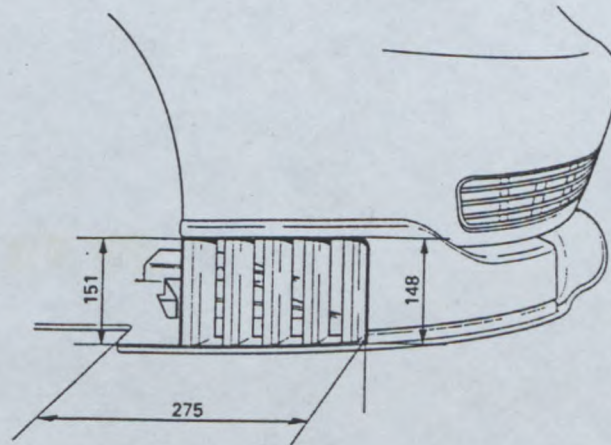
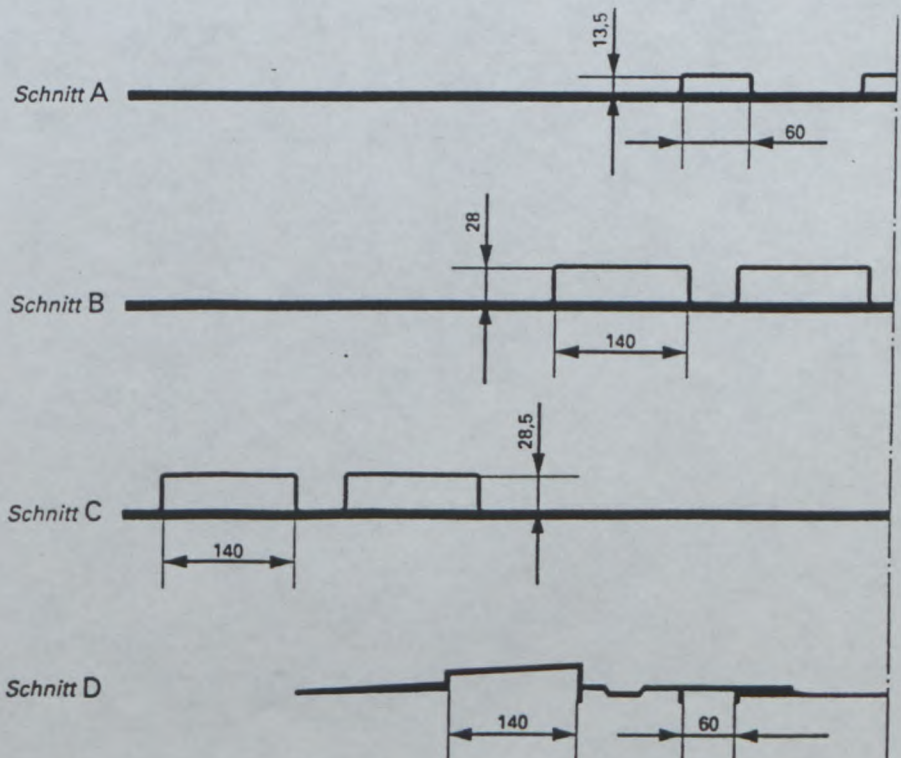
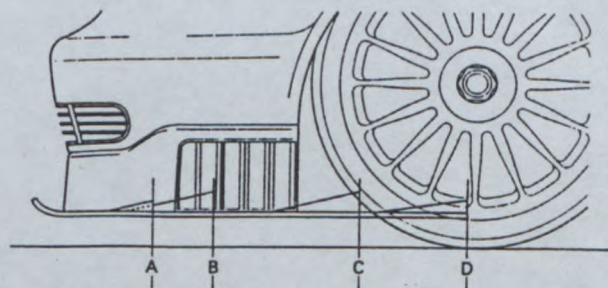


Photo XVIII: inside engine compartment mounted airducts on the plate for air exhaust



FEDERATION INTERNATIONALE
DE L'AUTOMOBILE

8, place de la Concorde, 75008 Paris
Services Administratifs :
8 bis, rue Boissy d'Anglas, 75008 Paris

tolerances $\pm 1\%$



FEDERATION INTERNATIONALE
DE L'AUTOMOBILE

Homologation No

ST 28

Groupes
Group

~~A/B/N/T1~~ / Supertourisme
Supertouring

Extension No

02/02 VO

FICHE D'EXTENSION D'HOMOLOGATION POUR ARMATURE DE SECURITE
FORM OF HOMOLOGATION EXTENSION FOR SAFETY CAGE

VO Variante option / Option variant

Véhicule: Constructeur
Vehicle: Manufactureur

AUDI AG

Modèle et type
Model and type

Audi A4 (Mj. 96)

Homologation valable à partir du
Homologation valid as from

01 AVR. 1996

	Arceau principal Main rollbar	Entretoise longitudinale Longitudinal strut	Entretoise diagonale Diagonal Strut	Arceau avant Front rollbar
Matériau Material	Stahl / steel	Stahl / steel	Stahl / steel	Stahl / steel
Diamètre extérieur Exterior diameter	40 mm	40 mm	40 mm	40 mm
Épaisseur de paroi Wall thickness	1,5 mm	1,5 mm	1,0 mm	1,0 mm
Limite élastique Elastic limit	600 daN/mm ²	600 daN/mm ²	600 daN/mm ²	600 daN/mm ²
Résistance à la traction Tensile strength	700 - 820 daN/mm ²	700 - 820 daN/mm ²	700 - 820 daN/mm ²	700 - 820 daN/mm ²

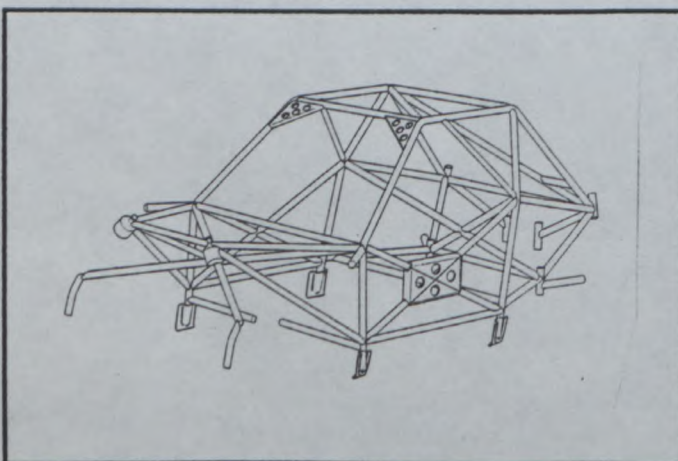
Fabricant de l'armature
Structure manufacturer

Winfried Matter GmbH

Poids total y compris les fixations
Total weight including fixations

43,5 kg

Armature complète hors de la voiture
Complete structure outside the car



Nous attestons que la présente armature de sécurité répond aux dispositions de l'Annexe J de la FIA, en particulier en ce qui concerne ses implantations, ses connexions, et ses résistances aux contraintes.

We certify that the present safety structure complies with the conditions of the FIA Appendix J, in particular with regard to its attachments, its connections, and its stress resistances.

Signature du représentant du constructeur du véhicule
Signature of the car manufacturer representative

AUDI AG FEDERATION INTERNATIONALE
- Audi Sport DE L'AUTOMOBILE

i. V. 8, place de la Concorde, 75008 Paris
Services Administratifs :

Dr. W. Ulrich Boissy d'Anglas, 75008 Paris

Marque
Make

Audi

Modèle
Model

Audi A4 (Mj. 96)

Homologation No

ST 28

Extension No

02/02V0

PHOTO No 1




PHOTO No 2




PHOTO No 3




PHOTO No 4



PHOTO No 5





PHOTO No 6



Marque
Make

Audi

Modèle
Model

Audi A4 (Mj. 96)

Homologation No

ST 28

Extension No

02/02V0

PHOTO No 7




PHOTO No 8




PHOTO No 9




PHOTO No 10





PHOTO No 11



PHOTO No 12



Marque Audi
Make _____

Modèle Audi A4 (Mj. 96)
Model _____

Homologation No
ST 28

Extension No
02/02V0

PHOTO No 13



PHOTO No 14




PHOTO No




PHOTO No




PHOTO No





PHOTO No





FEDERATION INTERNATIONALE
DE L'AUTOMOBILE

Homologation No

ST 28'

Groupe
Group

~~A/B/N/T#~~ / Supertourisme
Supertouring

Extension No

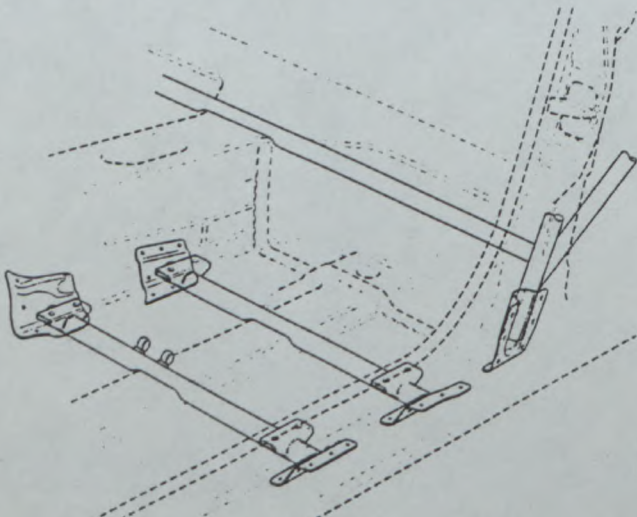
03/03 VO

FICHE D'EXTENSION D'HOMOLOGATION
FORM OF HOMOLOGATION EXTENSION

- ES Evolution sportive du type / Sporting evolution of the
- ET Evolution normale du type / Normal evolution of the
- VF Variante de fourniture / Supply variant
- VO Variante option / Option variant
- ER Erratum / Erratum

Véhicule: Constructeur AUDI AG Modèle et type Audi A4 (Mj. 96)
Vehiclé: Manufactureur AUDI AG Model and type Audi A4 (Mj. 96)

Homologation valable à partir du 01 AVR. 1996
Homologation valid as from 01 AVR. 1996

Page ou ext. Page or ext.	Article Article	Description Description
6	902	<p>verstärkte Befestigungspunkte und Aufnahme des Fahrersitzes / reinforced mounting points and supports of drivers seat</p> <p>Zeichnung / drawing 1</p> <p style="text-align: right;">PHOTO 1-6</p> 

Marque Audi
Make _____

Modèle Audi A4 (Mj. 96)
Model _____

Homologation No
ST 28

Extension No
03/03 VO

PHOTO No 1



PHOTO No 2




PHOTO No 3




PHOTO No 4




PHOTO No 5





PHOTO No 6



**FEDERATION INTERNATIONALE
DE L'AUTOMOBILE**

8, place de la Concorde, 75008 Paris

Services Administratifs :

8 bis, rue Boissy d'Anglas, 75008 Paris



FEDERATION INTERNATIONALE DE L'AUTOMOBILE

Homologation No

ST-028

Groupe Group

A/B/N/T1/ Supertourisme Supertouring

Extension No

04/01VF

FICHE D'EXTENSION D'HOMOLOGATION FORM OF HOMOLOGATION EXTENSION

- ES Evolution sportive du type / Sporting evolution of the
ET Evolution normale du type / Normal evolution of the
XX VF Variante de fourniture / Supply variant
VO Variante option / Option variant
ER Erratum / Erratum

Vehicule: Constructeur Audi AG
Vehicule: Manufactureur
Modele et type Audi A4 (Mj. 96)
Model and type

Homologation valable a partir du 01 MARS 1997
Homologation valid as from

Table with 3 columns: Page ou ext., Article, Description. Row 1: 02/02VO, Safety cage: Wahlweise mit oder ohne Knotenblech / optional with or without connection plate with: [Image], without: [Image]

FIA - FC - 1990 - 010.04.FB.11.94

Federation Internationale de l'Automobile logo and address: 8, place de la Concorde, 75008 Paris



FEDERATION INTERNATIONALE
DE L'AUTOMOBILE

Homologation No

ST-028

Group
Group

~~A~~/~~B~~/~~N~~/~~T~~1/~~X~~

Supertourisme
Supertouring

Extension No

05 / 0 4 VO

FICHE D'EXTENSION D'HOMOLOGATION POUR ARMATURE DE SECURITE
FORM OF HOMOLOGATION EXTENSION FOR SAFETY CAGE

VO Variante option / Option variant

Véhicule: Constructeur Audi AG Modèle et type Audi A4 (Mj. 96)
Vehicle: Manufactureur _____ Model and type _____

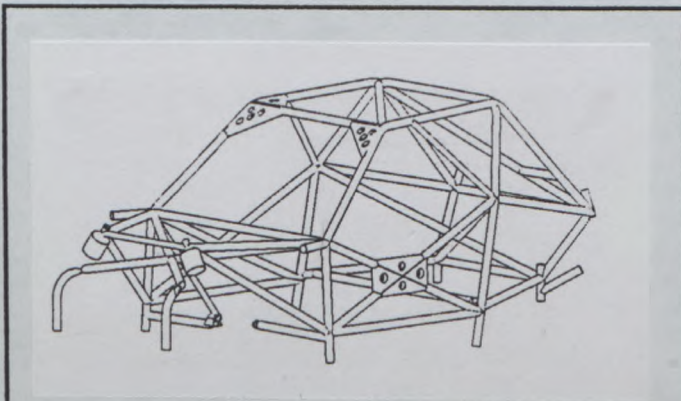
Homologation valable à partir du 01 MARS 1997
Homologation valid as from _____

	Arceau principal Main rollbar	Entretoise longitudinale Longitudinal strut	Entretoise diagonale Diagonal Strut	Arceau avant Front rollbar
Matériau Material	Stahl/steel	Stahl/steel	Stahl/steel	Stahl/steel
Diamètre extérieur Exterior diameter	40 mm	40 mm	40 mm	40 mm
Epaisseur de paroi Wall thickness	1,5 mm	1,5 mm	1,0/0,8 mm	1,0 mm
Limite élastique Elastic limit	60 daN/mm ²	60 daN/mm ²	60 daN/mm ²	60 daN/mm ²
Résistance à la traction Tensile strength	70-82 daN/mm ²	70-82 daN/mm ²	70-82 daN/mm ²	70-82 daN/mm ²

all tubes are welded

Fabricant de l'armature Matter Motorsport GmbH Poids total y compris les fixations 43,5 kg
Structure manufacturer _____ Total weight including fixations _____

Armature complète hors de la voiture
Complete structure outside the car



Nous attestons que la présente armature de sécurité répond aux dispositions de l'Annexe J de la FIA, en particulier en ce qui concerne ses implantations, ses connexions, et ses résistances aux contraintes.

We certify that the present safety structure complies with the conditions of the FIA Appendix J, in particular with regard to its attachments, its connections, and its stress resistances.

Signature du représentant du constructeur du véhicule
Signature of the car manufacturer representative

Audi AG
- Audi Sport -

i.v.
H.-P. Gassen

FEDERATION INTERNATIONALE
DE L'AUTOMOBILE
8, place de la Concorde, 75008 Paris
Services Administratifs : 1
8 bis, rue Boissy d'Anglas, 75008 Paris

PHOTO No 1




PHOTO No 2




PHOTO No 3





PHOTO No 4



PHOTO No 5



PHOTO No6



FEDERATION INTERNATIONALE
DE L'AUTOMOBILE
8, place de la Concorde, 75008 Paris
Services Administratifs :
8 bis, rue Boissy d'Anglas, 75008 Paris

PHOTO No 7



PHOTO No 8



PHOTO No 9




PHOTO No 10




PHOTO No 11





PHOTO No 12





FEDERATION INTERNATIONALE DE L'AUTOMOBILE

Homologation N°

ST-028

Extension N°

06 / 05 VO

VO

FICHE D'EXTENSION D'HOMOLOGATION POUR DISPOSITIFS AERODYNAMIQUES EN SUPERTOURISME
HOMOLOGATION EXTENSION FORM FOR AERODYNAMIC DEVICES IN SUPER TOURING

Homologation valable à partir du
Homologation valid as from

01 MARS 1997

Véhicule : Constructeur Audi AG
Vehicle: Manufacturer

Modèle et type Audi A4 (Mj. 96)
Model and type


A) Voiture vue de 3/4 avant
Car seen from 3/4 front

B) Voiture vue de 3/4 arrière
Car seen from 3/4 rear



9. CARROSSERIE / BODYWORK

XVI) DISPOSITIF AVANT DEPOSE ET VU DE FACE AVEC DIMENSIONS DES OUVERTURES :
DISMOUNTED FRONT DEVICE SEEN FROM FRONT WITH DIMENSIONS OF OPENINGS:



openings see drawing:

A

B

C

D

Handwritten signature

Marque
Make

Audi

Modèle
Model

Audi A4 (Mj. 96)

Homologation N°

ST-028

Extension N°

06/05V0

XVIII) DISPOSITIF AVANT DEPOSE ET VU DE COTE AVEC DIMENSIONS DES OUVERTURES :
DISMOUNTED FRONT DEVICE IN SIDE VIEW WITH DIMENSIONS OF OPENINGS:



opening see drawing: E

XXIII) DISPOSITIF AVANT EN PLACE ET VU DE FACE :
MOUNTED FRONT DEVICE SEEN FROM FRONT:



XXIV) DISPOSITIF AVANT EN PLACE ET VU DE COTE :
MOUNTED FRONT DEVICE IN SIDE VIEW:



FEDERATION INTERNATIONALE
DE L'AUTOMOBILE

8, place de la Concorde, 75008 Paris

Services Administratifs :

8 bis, rue Boissy d'Anglas, 75008 Paris

Marque
Make

Audi

Modèle
Model

Audi A4 (Mj. 96)

Homologation N°

ST-028

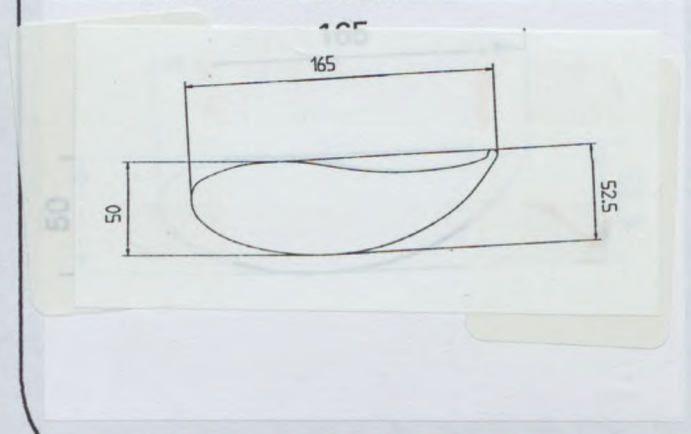
Extension N°

06/05V0

XVII) DISPOSITIF ARRIERE EN PLACE
ET VU DE COTE :
MOUNTED REAR DEVICE IN SIDE VIEW:



XIX) SECTION DU DISPOSITIF ARRIERE AU
NIVEAU DE L'AXE LONGITUDINAL DE LA
VOITURE :
SECTION OF REAR DEVICE AT CAR'S
CENTERLINE LEVEL:



XX) DISPOSITIF ARRIERE EN PLACE ET VU DE DESSUS :
MOUNTED REAR DEVICE SEEN FROM ABOVE:



XXI) DISPOSITIF ARRIERE DEPOSE ET
VU DE COTE :
DISMOUNTED REAR DEVICE IN SIDE VIEW:



Marque
Make

Audi

Modèle
Model

Audi A4 (Mj. 96)


Homologation N°

ST-028

Extension N°

06/05V0

XXII) DISPOSITIF ARRIERE DEPOSE ET VU DE DESSUS :
DISMOUNTED REAR DEVICE SEEN FROM ABOVE:



1413,4

902. Extérieur :
Exterior:

p) Angle entre dispositif arrière et carrosserie
Angle between rear device and bodywork

10,5°

±1°

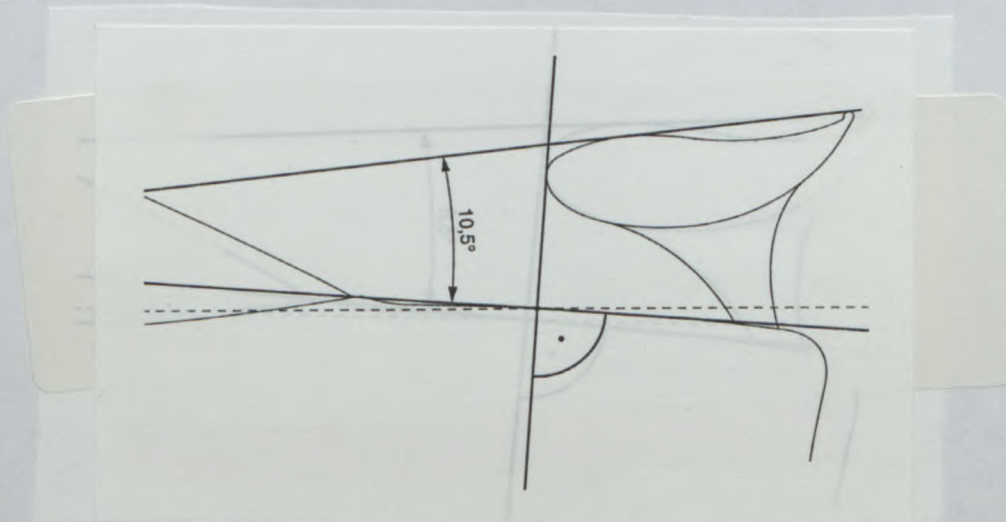


INFORMATIONS COMPLEMENTAIRES / COMPLEMENTARY INFORMATION :

all dimensions in mm and $\pm 1\%$ tolerance

Photo XVIII: inside engine compartment mounted airducts on the plate for air exhaust

902 p) Angle between rear device and bodywork is measured in position shown on this drawing:



FEDERATION INTERNATIONALE
DE L'AUTOMOBILE

8, place de la Concorde, 75008 Paris

Services Administratifs :

8 bis, rue Boissy d'Angas, 75008 Paris

Marque Audi
Make _____


Modèle Audi A4 (Mj. 96)
Model _____

Homologation No
ST-028

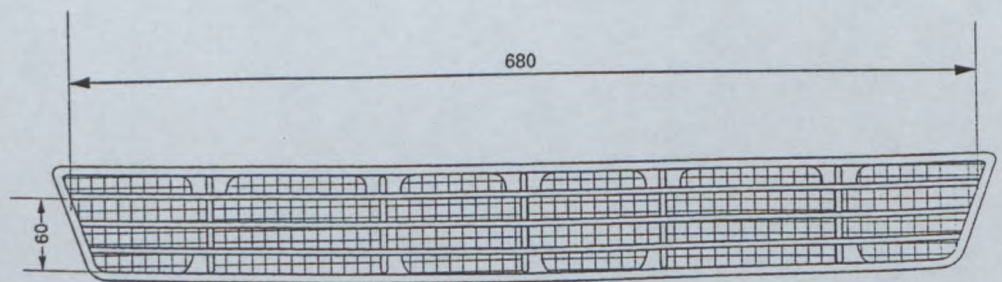
Extension No
06/Q5V0

Page ou ext. Page or ext.	Article Article	Description Description
------------------------------	--------------------	----------------------------


drawing A




drawing B



drawing C



drawing D



© FIA - FC - 1990 - 010.04.FB.11.94

Marque
Make

Audi

Modèle
Model

Audi A4 (Mj. 96)

Homologation No

ST-028

Extension No

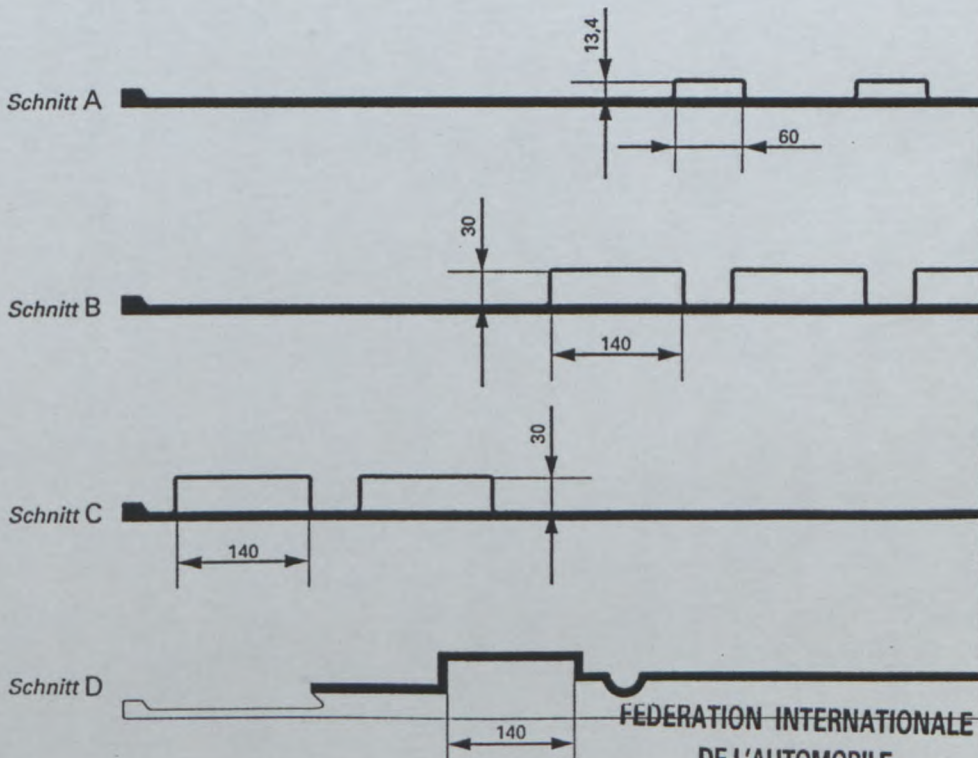
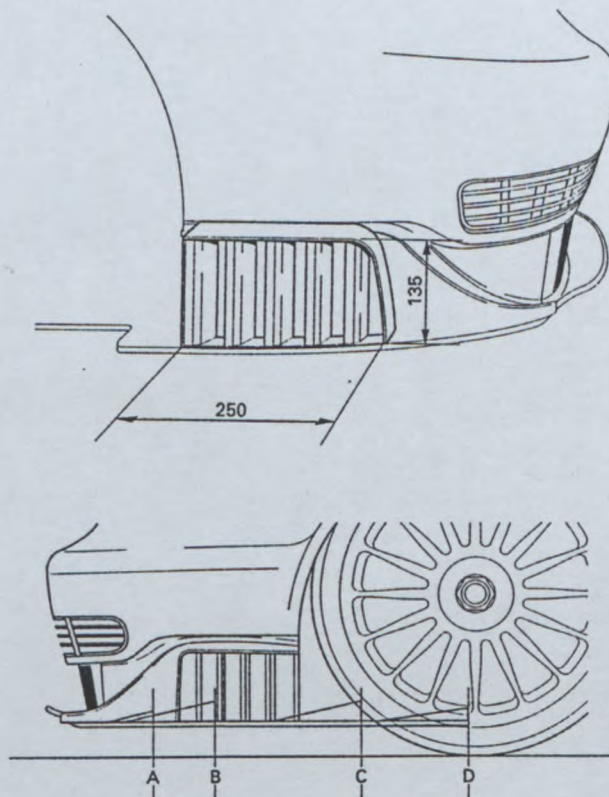
06/05V0

Page ou ext.
Page or ext.

Article
Article

Description
Description

drawing E



© FIA - FC - 1990 - 010.04.FB.11.94

FEDERATION INTERNATIONALE
DE L'AUTOMOBILE

8, place de la Concorde, 75008 Paris

Services Administratifs :

8 bis, rue Boissy d'Anglas, 75008 Paris



FEDERATION INTERNATIONALE DE L'AUTOMOBILE

Homologation No

ST-028

Groupe Group

A/B/N/T1/ Supertourisme Supertouring

Extension No

07/02 VF

FICHE D'EXTENSION D'HOMOLOGATION FORM OF HOMOLOGATION EXTENSION

- ES Evolution sportive du type / Sporting evolution of the
ET Evolution normale du type / Normal evolution of the
XX VF Variante de fourniture / Supply variant
VO Variante option / Option variant
ER Erratum / Erratum

Vehicule: Constructeur Audi AG
Vehicule: Manufactureur
Modele et type Audi A4 (Mj. 96)
Model and type

Homologation valable a partir du 01 MARS 1997
Homologation valid as from

Table with 3 columns: Page ou ext., Article, Description. Row 1: page 1, Photo B: Wahlweise Rücklicht mit unterschiedlicher Farbgebung bei gleicher Außensilhouette / optional rear lights with different colours and same exterior silhouette old: [Image of old rear light], new: [Image of new rear light]

© FIA - FC - 1990 - 010.04.FB.11.94

Signature
FEDERATION INTERNATIONALE DE L'AUTOMOBILE
8, place de la Concorde, 75008 Paris
Services Administratifs:
8 bis rue Boissy d'Anglas, 75008 Paris



FEDERATION INTERNATIONALE DE L'AUTOMOBILE

Homologation N°

ST-028

Extension N°

08 / 06 VO

VO

FICHE D'EXTENSION D'HOMOLOGATION POUR DISPOSITIFS AERODYNAMIQUES EN SUPERTOURISME
HOMOLOGATION EXTENSION FORM FOR AERODYNAMIC DEVICES IN SUPER TOURING

Homologation valable à partir du
Homologation valid as from

01 AVR. 1998

Véhicule : Constructeur
Vehicle: Manufacturer

AUDI AG

Modèle et type
Model and type

Audi A4 (Mj. 96)

A) Voiture vue de 3/4 avant
Car seen from 3/4 front

B) Voiture vue de 3/4 arrière
Car seen from 3/4 rear



9. CARROSSERIE / BODYWORK

XVI) DISPOSITIF AVANT DEPOSE ET VU DE FACE AVEC DIMENSIONS DES OUVERTURES :
DISMOUNTED FRONT DEVICE SEEN FROM FRONT WITH DIMENSIONS OF OPENINGS:



openings see drawing:

A

B

C

D

FEDERATION INTERNATIONALE DE L'AUTOMOBILE

8, place de la Concorde, 75008 Paris

Services Administratifs :

8 bis, rue Boissy d'Anglas, 75008 Paris

Marque
Make

Audi

Modèle
Model

Audi A4 (Mj. 96)


Homologation N°

ST-028

Extension N°

08 / 06 VO

XVIII) DISPOSITIF AVANT DEPOSE ET VU DE COTE AVEC DIMENSIONS DES OUVERTURES :
DISMOUNTED FRONT DEVICE IN SIDE VIEW WITH DIMENSIONS OF OPENINGS:



opening see drawing: E

XXIII) DISPOSITIF AVANT EN PLACE ET VU DE FACE :
MOUNTED FRONT DEVICE SEEN FROM FRONT:



XXIV) DISPOSITIF AVANT EN PLACE ET VU DE COTE :
MOUNTED FRONT DEVICE IN SIDE VIEW:



FEDERATION INTERNATIONALE
DE L'AUTOMOBILE

8, place de la Concorde, 75008 Paris

Services Administratifs :

8 bis, rue Boissy d'Anglas, 75008 Paris

Marque Audi
Make

Modèle Audi A4 (Mj. 96)
Model

Homologation N°

ST-028

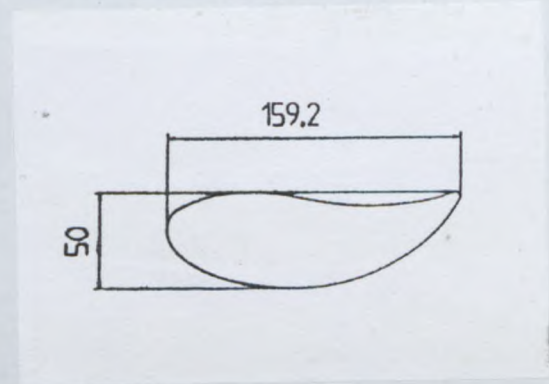
Extension N°

08 / 06 VO

XVII) DISPOSITIF ARRIERE EN PLACE
ET VU DE COTE :
MOUNTED REAR DEVICE IN SIDE VIEW:




XIX) SECTION DU DISPOSITIF ARRIERE AU
NIVEAU DE L'AXE LONGITUDINAL DE LA
VOITURE :
SECTION OF REAR DEVICE AT CAR'S
CENTERLINE LEVEL:



XX) DISPOSITIF ARRIERE EN PLACE ET VU DE DESSUS :
MOUNTED REAR DEVICE SEEN FROM ABOVE:



XXI) DISPOSITIF ARRIERE DEPOSE ET
VU DE COTE :
DISMOUNTED REAR DEVICE IN SIDE VIEW:



Marque
Make

Audi

Modèle
Model

Audi A4 (Mj. 96)


Homologation N°

ST-028

Extension N°

08/06V0

XXII) DISPOSITIF ARRIERE DEPOSE ET VU DE DESSUS :
DISMOUNTED REAR DEVICE SEEN FROM ABOVE:



902. Extérieur :
Exterior:

p) Angle entre dispositif arrière et carrosserie
Angle between rear device and bodywork

7,1°

±1°

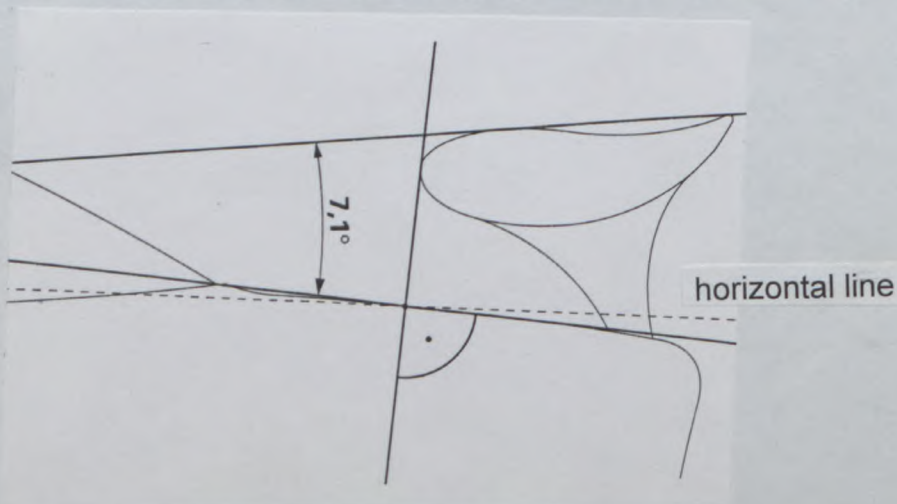


INFORMATIONS COMPLEMENTAIRES / COMPLEMENTARY INFORMATION :

all dimensions in mm and ± 1 % tolerance

Photo XVIII: inside engine compartment mounted airducts on the plate for air exhaust

902 p) Angle between rear device and bodywork is measured in position shown on this drawing:



FEDERATION INTERNATIONALE
DE L'AUTOMOBILE

8, place de la Concorde, 75008 Paris

Services Administratifs :

8 bis, rue Boissy d'Anglas, 75008 Paris

Marque
Make

Audi

Modèle
Model

Audi A4 (Mj. 96)

Homologation No

ST-028

Extension No


08/06 VO

Page ou ext.
Page or ext.

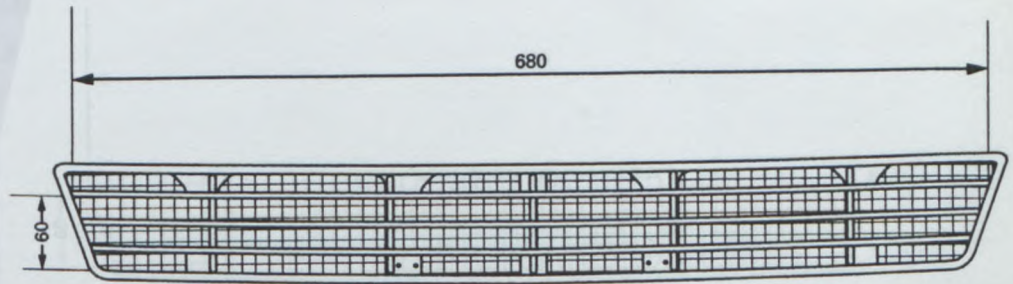
Article
Article

Description
Description


drawing A




drawing B



drawing C



drawing D



Marque
Make

Audi

Modèle
Model

Audi A4 (Mj. 96)

Homologation No

ST-028

Extension No

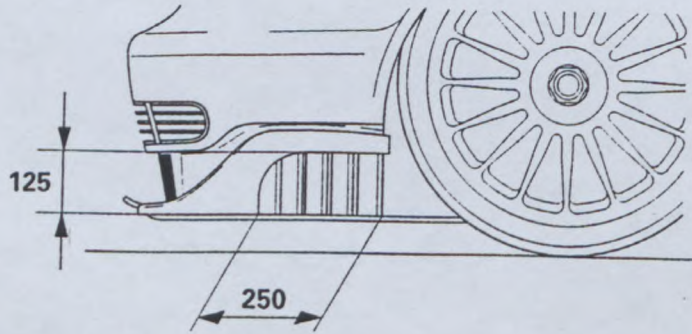
08/06V0

Page ou ext.
Page or ext.

Article
Article

Description
Description

drawing E





FEDERATION INTERNATIONALE DE L'AUTOMOBILE

Homologation N°

ST-028

VO

Extension N°

09/07 VO

FICHE D'EXTENSION D'HOMOLOGATION POUR DISPOSITIFS AERODYNAMIQUES EN SUPERTOURISME HOMOLOGATION EXTENSION FORM FOR AERODYNAMIC DEVICES IN SUPER TOURING

Homologation valable à partir du
Homologation valid as from

01 JUL. 1999

Véhicule : Constructeur
Vehicle : Manufacturer

Audi AG

Modèle et type
Model and type

Audi A4 (Mj. 96)

A) Voiture vue de 3/4 avant
Car seen front 3/4 front



B) Voiture vue de 3/4 arrière
Car seen from 3/4 rear



9. CARROSSERIE / BODYWORK

XVI) DISPOSITIF AVANT DEPOSE ET VU DE FACE AVEC DIMENSIONS DES OUVERTURES :
DISMOUNTED FRONT DEVICE SEEN FROM FRONT WITH DIMENSIONS OF OPENINGS :



openings see drawing: A B C D

Fédération Internationale de l'Automobile
2 chemin de Blandonnet
CH-1215 GENEVE 15
Tél.: 41 22 544 44 00
Fax Sport: 41 22 544 44 50

Marque
Make

Audi

Modèle
Model


Audi A4 (Mj. 96)

ST-028

Extension N°

09/07 V0

XVIII) DISPOSITIF AVANT DEPOSE ET VU DE COTE AVEC DIMENSIONS DES OUVERTURES :
DISMOUNTED FRONT DEVICE IN SIDE VIEW WITH DIMENSIONS OF OPENINGS :



opening see drawing: E

XXIII) DISPOSITIF AVANT EN PLACE ET VU DE FACE :
MOUNTED FRONT DEVICE SEEN FROM FRONT :



XXIV) DISPOSITIF AVANT EN PLACE ET VU DE COTE :
MOUNTED FRONT DEVICE IN SIDE VIEW :

Fédération Internationale de l'Automobile
2 chemin de Blandonnet
CH-1215 GENEVE 15
Tél.: 41 22 544 44 00
Fax Sport: 41 22 544 44 50



Marque
Make

Audi

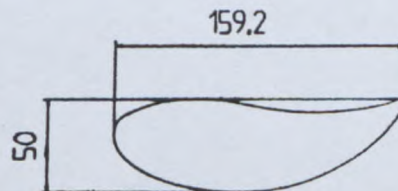

Modèle
Model

Audi A4 (Mj. 96)

ST-028

Extension N°

09 / 07 V0

XVII) DISPOSITIF ARRIERE EN PLACE ET VU DE COTE :
MOUNTED REAR DEVICE IN SIDE VIEW :XIX) SECTION DU DISPOSITIF ARRIERE AU NIVEAU
DE L'AXE LONGITUDINAL DE LA VOITURE :
SECTION OF REAR DEVICE AT CAR'S CENTER
LINE LEVEL :XX) DISPOSITIF ARRIERE EN PLACE ET VU DE DESSUS :
MOUNTED REAR DEVICE SEEN FROM ABOVE :XXI) DISPOSITIF ARRIERE DEPOSE ET VU DE COTE :
DISMOUNTED REAR DEVICE IN SIDE VIEW :**All measures on all pages
have a tolerance of +/- 1%**

Fédération Internationale de l'Automobile
2 chemin de Blandonnet
CH-1215 GENEVE 15
Tél.: 41 22 544 44 00
Fax Sport: 41 22 544 44 50

Marque
Make

Audi

Modèle
Model

Audi A4

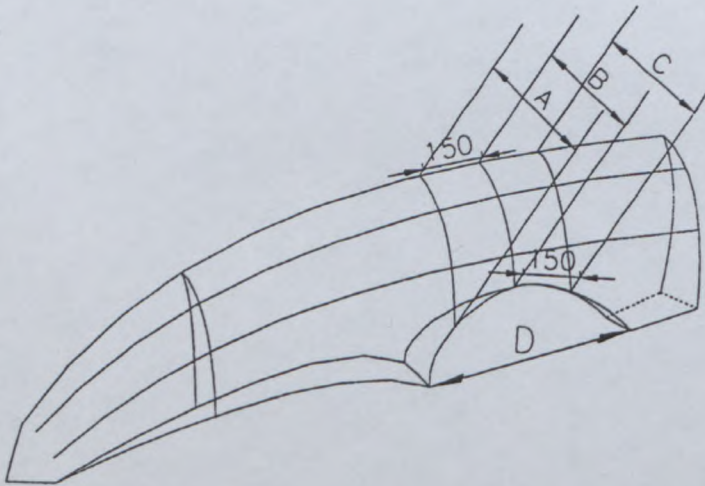
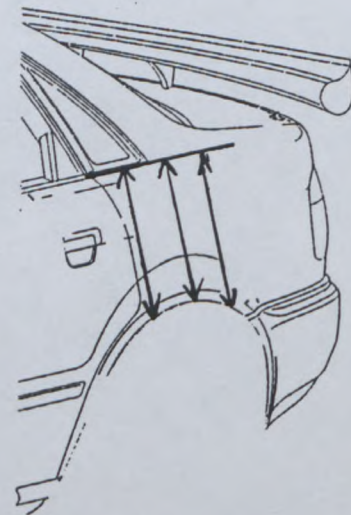

ST-028

Extension N°

09 / 07 V0

903. Passage de roue "Aile" :
Mudguard "Wing" :Voir description ci-dessous
See description below

	Avant / Front	Arrière / Rear
a) A	248 mm +/- 1%	360 mm +/- 1%
b) B	238 mm +/- 1%	340 mm +/- 1%
c) C	270 mm +/- 1%	374 mm +/- 1%
d) D	687 mm +/- 1%	652 mm +/- 1%

V) Aile avant modifiée
Front wing modifiedW) Aile arrière modifiée
Rear wing modified

Marque Make Audi Modèle Model Audi A4 (Mj. 96)


Homologation N°

ST-028

Extension N°

09/07V0

XXII) DISPOSITIF ARRIERE DEPOSE ET VU DE DESSUS :
DISMOUNTED REAR DEVICE SEEN FROM ABOVE :



902. Extérieur : p) Angle entre dispositif arrière et carrosserie
Exterior : Angle between rear device and bodywork 7,1° +/- 1°

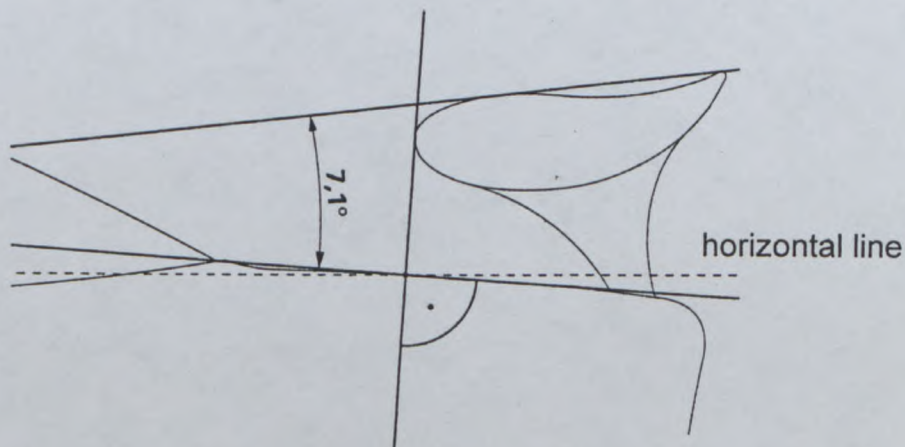


INFORMATIONS COMPLEMENTAIRES / COMPLEMENTARY INFORMATION :

all dimensions in mm and $\pm 1\%$ tolerance

Photo XVIII: inside engine compartment mounted airducts on the plate for air exhaust

902 p) Angle between rear device and bodywork is measured in position shown on this drawing:



Fédération Internationale de l'Automobile
2 chemin de Blandonnet
CH-1215 GENEVE 15
Tél.: 41 22 544 44 00
Fax Sport: 41 22 544 44 50

Marque
Make

Audi

Modèle
Model

Audi A4 (Mj. 96)

Homologation No

ST-028

Extension No

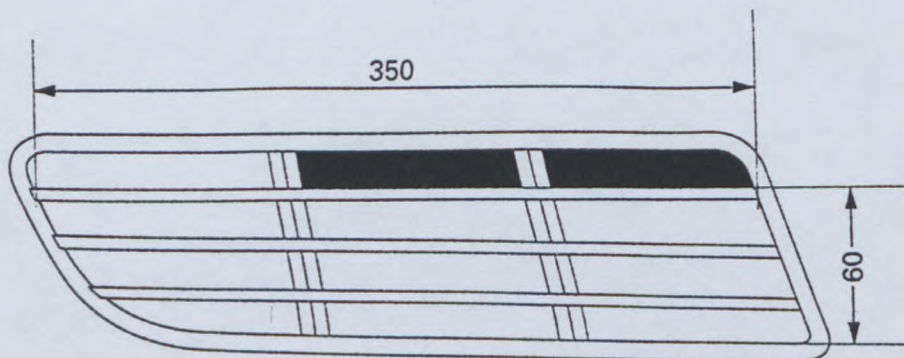
09/07V0

Page ou ext.
Page or ext.

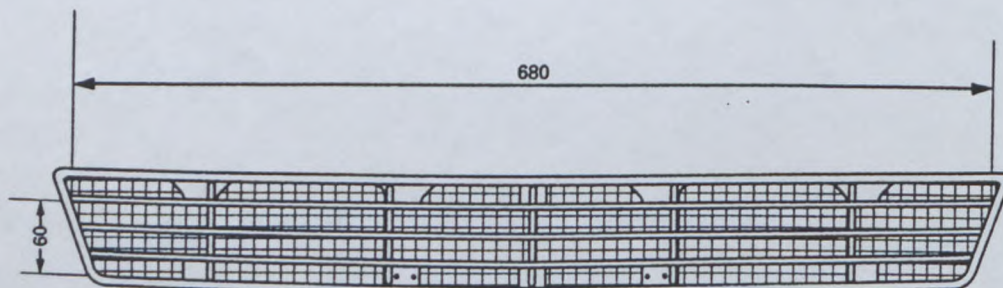
Article
Article

Description
Description

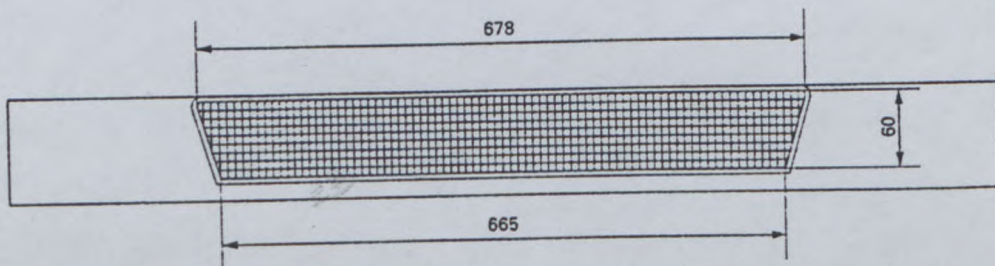
drawing A




drawing B



drawing C



drawing D



Fédération Internationale de l'Automobile
 2 chemin de Blandonnet
 CH-1215 GENEVE 15
 Tél.: 41 22 544 44 00
 Fax Sport: 41 22 544 44 50

Marque Make Audi

Modèle Model Audi A4 (Mj. 96)

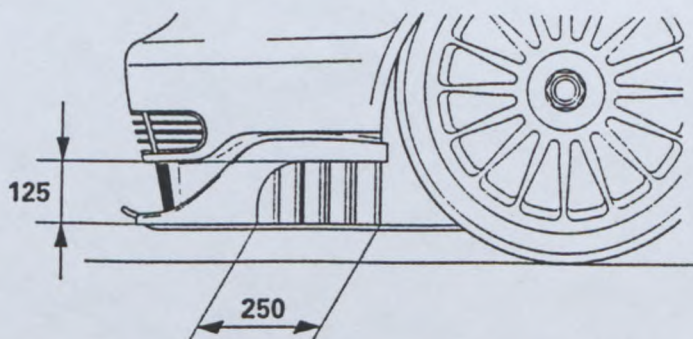
Homologation No
ST-028

Extension No
09/07V0

Page ou ext. Article
Page or ext. Article

Description
Description

drawing E



© FIA - FC - 1990 - 010.04.FB11.94

Fédération Internationale de l'Automobile
2 chemin de Blandonnet
CH-1215 GENEVE 15
Tél.: 41 22 544 44 00
Fax Sport: 41 22 544 44 50